





Next HD Digital® Artwork Specifications

Lines & Fonts Next HD Digital®:

	Lines/Rules	0.6 pt minimum
	Reverse	0.9 pt minimum
	Text	4 pt minimum
	Reverse Text	6 pt minimum

These symbols at these minimum sizes:

- ® Registered Trademark
- ™ Trademark
- © Copyright

Note: Serif, Script or Ornate typefaces that have thin lines must comply with the minimum requirement for line weights

Bleed:

- **1/16" (.0625in.)** on all appropriate sides

Live Area:

- **1/16" (.0625in)** from dieline

Traps and Stayaways Next HD Digital®:

- Hybrid: Minimum **3 mil (.003in.)** trap
- Opaque White **5 mil (.005in.)** choke

Barcode / UPC:

- Barcode Width Reduction (BWR) at **80% scale = .002in (70 microns)**
- **Important Note:** If barcode does not meet the industry standard minimum of 80% scale, Precision Label is not responsible for potential barcode scanning issues.

Color Next HD Digital®:

- Maximum allowed inks: **Unlimited**
- Maximum allowed process inks: **6 (CMYKOV)**
- Maximum allowed Spot Colors: **Unlimited**
- No RGB inks

Rich Black Color:

- C: 40; M: 40; Y: 60; K: 100

Placed / Linked Images:

- Use tiff, jpg, psd images
- High-Resolution only, minimum 300 dpi at 100%
- Working CMYK images only, not RGB

Objects:

- Minimum object size: **0.0031 in.**

Total Print Density:

- Minimum Dot: **1%**
- Maximum Dot: **100%**

Preferred Final Files:

- Adobe Illustrator CC or later versions, with all fonts outlined or live text
- High Resolution press-quality PDF, all fonts outlined
- Encapsulated PostScript (EPS) files, all fonts outlined
- 1 Bit Tiff
- DCS / DCS2, single

PDF for Visual Reference:

Always include either a PDF or a hard copy proof of your file so that we may verify that the file we have received is correct and that there are no issues with fonts or special effects.

Outlined Fonts or Live Text:

Always convert all fonts to outlines. If sending files with live text, include supported font files. Consult with your font supplier to make sure that the license allows the fonts to be used by both the designer and those outputting your files, and supply fonts only if licensing permits.

Support Files:

Support images for placed or linked files must be supplied, including those that are embedded. Photoshop support files should be 300 dpi at the size at which they are placed into the final file. Please keep in mind that the resolution of a raster file decreases proportionally when enlarged. For instance, if a 2" x 2" image that is 300 dpi is placed into a file at 200%, the resulting dpi is 150, which is not high enough to reproduce well.

Note: When supplying Photoshop support files, please do not compress the layers in the file.

Dielines:

Please include a dieline on all artwork submitted, setting "Dieline" to 100% spot color.

CMYK Color Mode:

Set your document color mode to CMYK, not RGB.

Adobe InDesign:

Files are also acceptable, however, please be advised that they may be exported for use with Adobe Illustrator. InDesign is excellent for typesetting and building multiple page documents however, it is not ideal for package design. Placed images within InDesign files often have a low-resolution preview, making exact placement of elements a challenge. Some glyphs (bullets, hyphens, degree symbols) in InDesign will disappear when converting to outlines.

Color Target:

If you have a custom color target that you would like for us to match, please provide it to our Pre-Press Department. Please make sure that the proof is clearly labeled as a color target for those elements. Forward swatches or samples of custom match colors so that we can produce ink drawdowns in advance of production for your approval.

File Transfer:

You may transfer files by email, CD/DVD, Dropbox, HighTail, or WeTransfer or other online file share application.